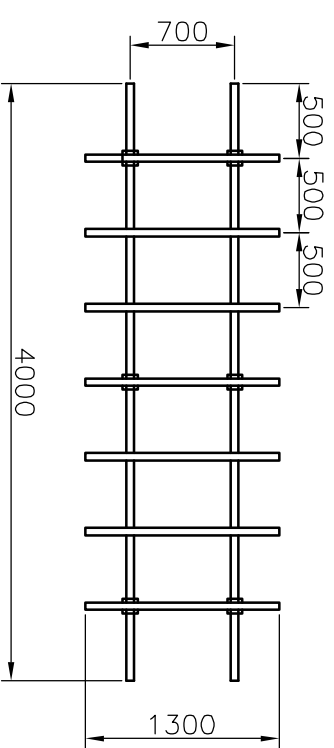
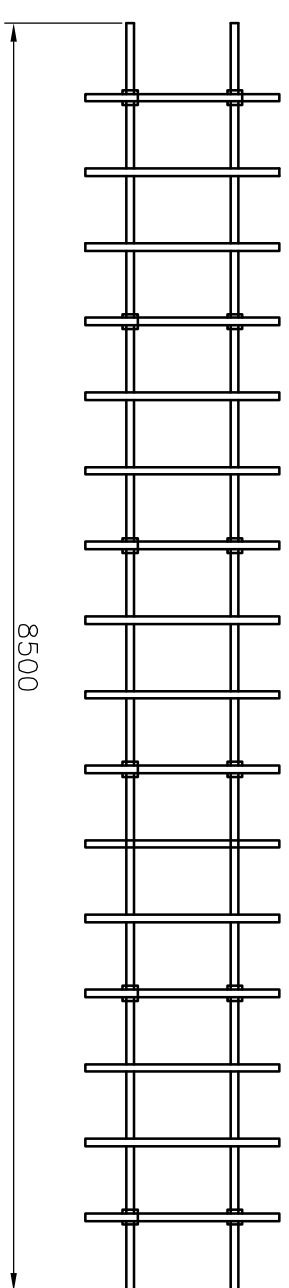


**1 FRONT ELEVATION**  
Scale: 1:50

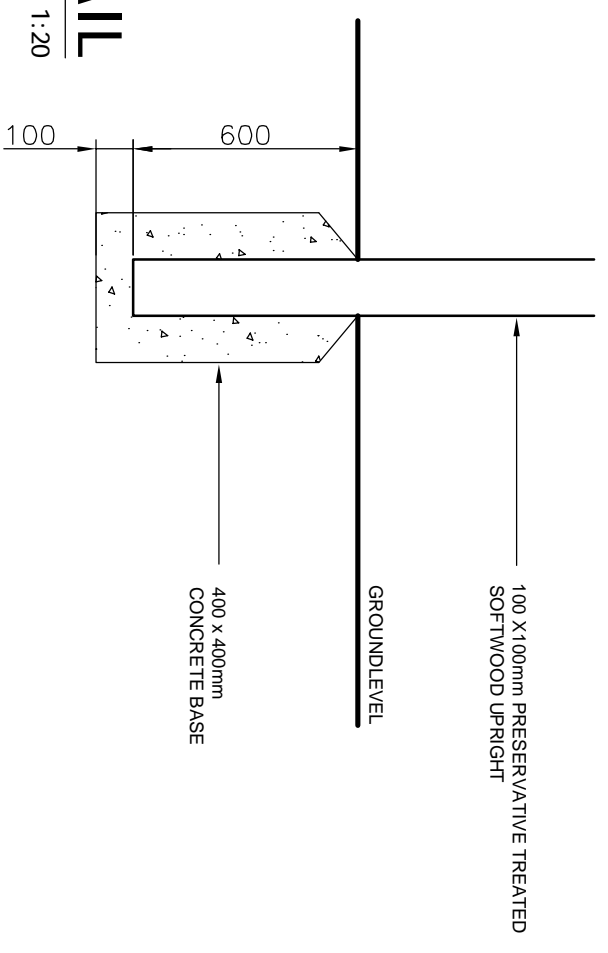
**2 SIDE ELEVATION**  
Scale: 1:50



**3 PLAN**  
Scale: 1:50



TIMBER PERGOLA / CLIMBING PLANT SUPPORT  
PRESERVATIVE TREATED SOFTWOOD  
UPRIGHTS - 100 X 100mm  
SET IN CONCRETE FOOTING  
LINTEL BEAMS - 50 X 150mm  
JOISTS - 50 X 100mm  
FIXINGS  
JOISTS SECURED TO LINTELS WITH 150mm  
FASTENMASTER LANDSCAPE SCREWS OR SIMILAR  
LINTELS SECURED TO UPRIGHTS WITH 200mm  
FASTENMASTER LANDSCAPE SCREWS OR SIMILAR



**4 CONSTRUCTION DETAIL**  
Scale: 1:20

DATE	DRAWN	DISCRIPTION OF REVISION	REVISION LETTER

Note:  
This drawing is to be read in conjunction with all relevant drawings and specifications for the project with any conflicting information to be brought to the attention of the CA before work commences on site.

Do not scale from this drawing, always work to noted dimensions. All given dimensions in mm.

<b>PAUL SHAW</b> 208 Colville Terrace London W11 2BU Tel: 020 7229 5853 Email: bourneshaw@beeb.net			
JOB	MRS CHRISTINE PITT	date	20.09.07
TITLE	PERGOLA DETAILS	drawn by	PS
		scale	AS
		dwg.no.	PIT.D01